

Cancer in the Cherokee Nation

Gloria Grim, MD, FAAFP

Medical Director

Cherokee Nation Health Services

2nd Cherokee Cancer Summit

Tulsa, OK



ᏍᏍᏍ ᏍᏍᏍ
CHEROKEE NATION®
Community, Jobs, Language

Cancer in the Cherokee Nation

- Objectives
 - ✓ To provide an overview cancer data collection in the Cherokee Nation.
 - ✓ To describe the trends in screening in the Cherokee Nation.
 - ✓ To describe the trends in the incidence and mortality of cancer in the Cherokee Nation.
 - ✓ To discuss the challenges of Cancer Surveillance in the Cherokee Nation.



Cherokee Nation Cancer Registry

- Collect All American Indian Cancer Cases Within the 14-County Jurisdiction
- Primary Sources of Data
 - ✓ Resource and Patient Management System (RPMS)
 - ✓ Oklahoma Central Cancer Registry
- Supported by Surveillance, Epidemiology, and End Results Program (SEER) at the National Cancer Institute
- Reference Year: 1997

14 County Jurisdictional Boundaries

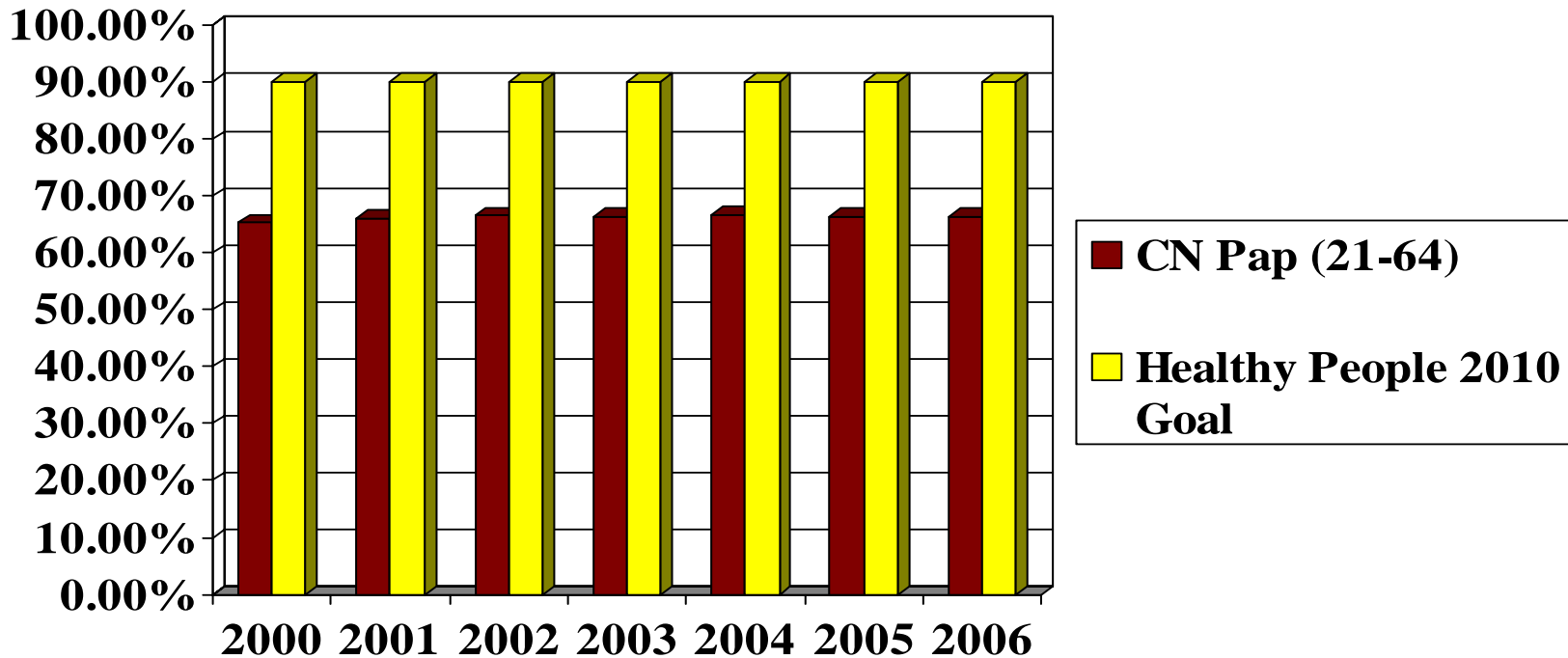


SCREENING



GWY.Ꭰ DBF
CHEROKEE NATION®
Community, Jobs, Language

Women 21-64 Receiving a Pap Test within the preceding three years

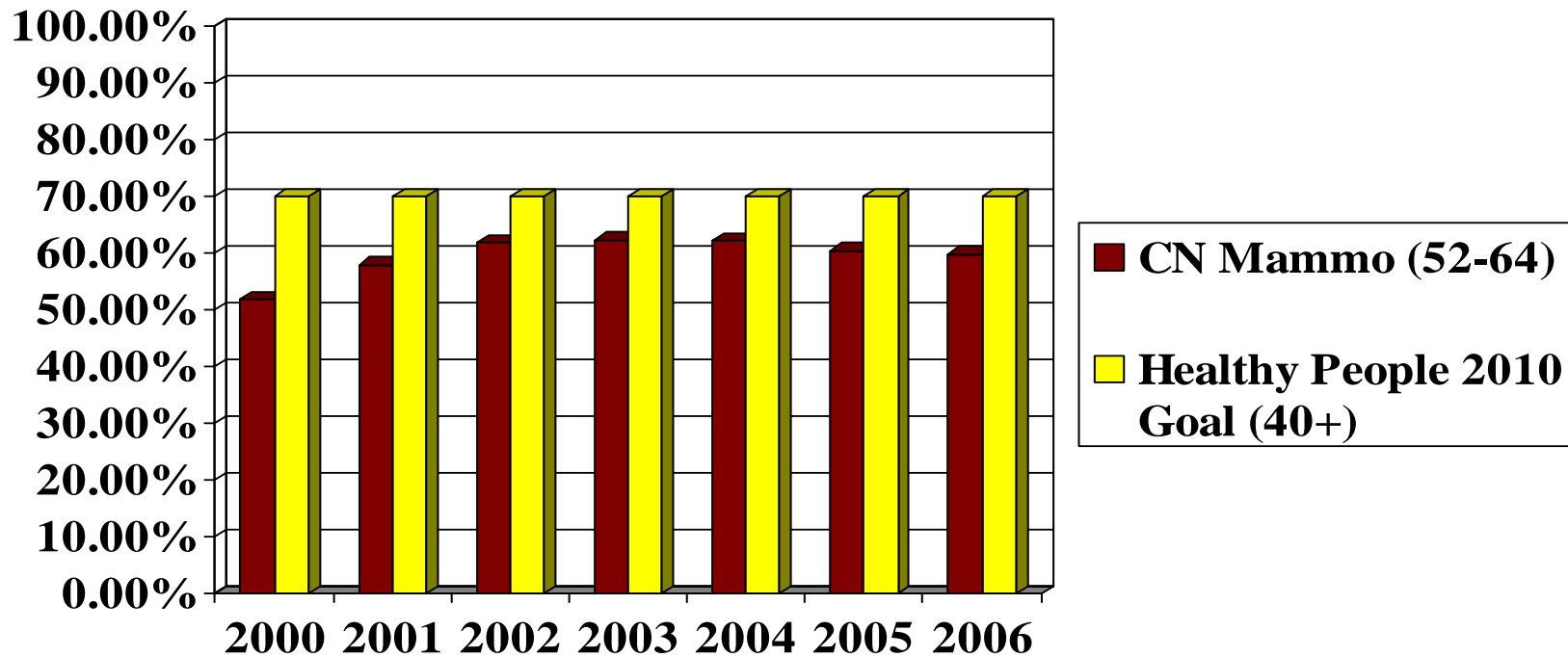


Source: Data from the IHS / RPMS / CRS Clinical Reporting Package



G W Y . D B F
CHEROKEE NATION®
Community, Jobs, Language

Women 52-64 Receiving a Mammogram within the preceding two years

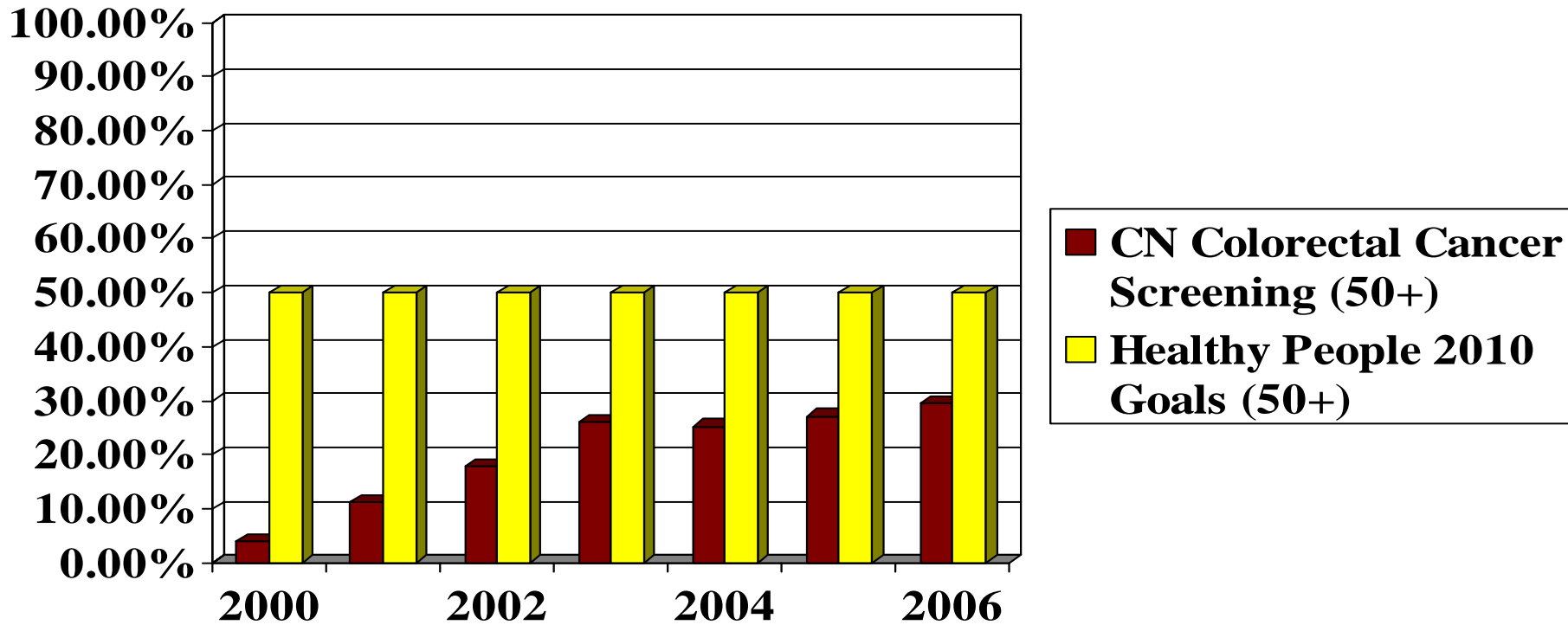


Source: Data from the IHS / RPMS / CRS Clinical Reporting Package



GWY.Ꭰ DBF
CHEROKEE NATION®
Community, Jobs, Language

Proportion of Adults Aged 50 and Over Receiving a Colorectal Screening Examination



Source: Data from the IHS / RPMS / CRS Clinical Reporting Package



G W Y . D B F
CHEROKEE NATION®
Community, Jobs, Language

CANCER INCIDENCE



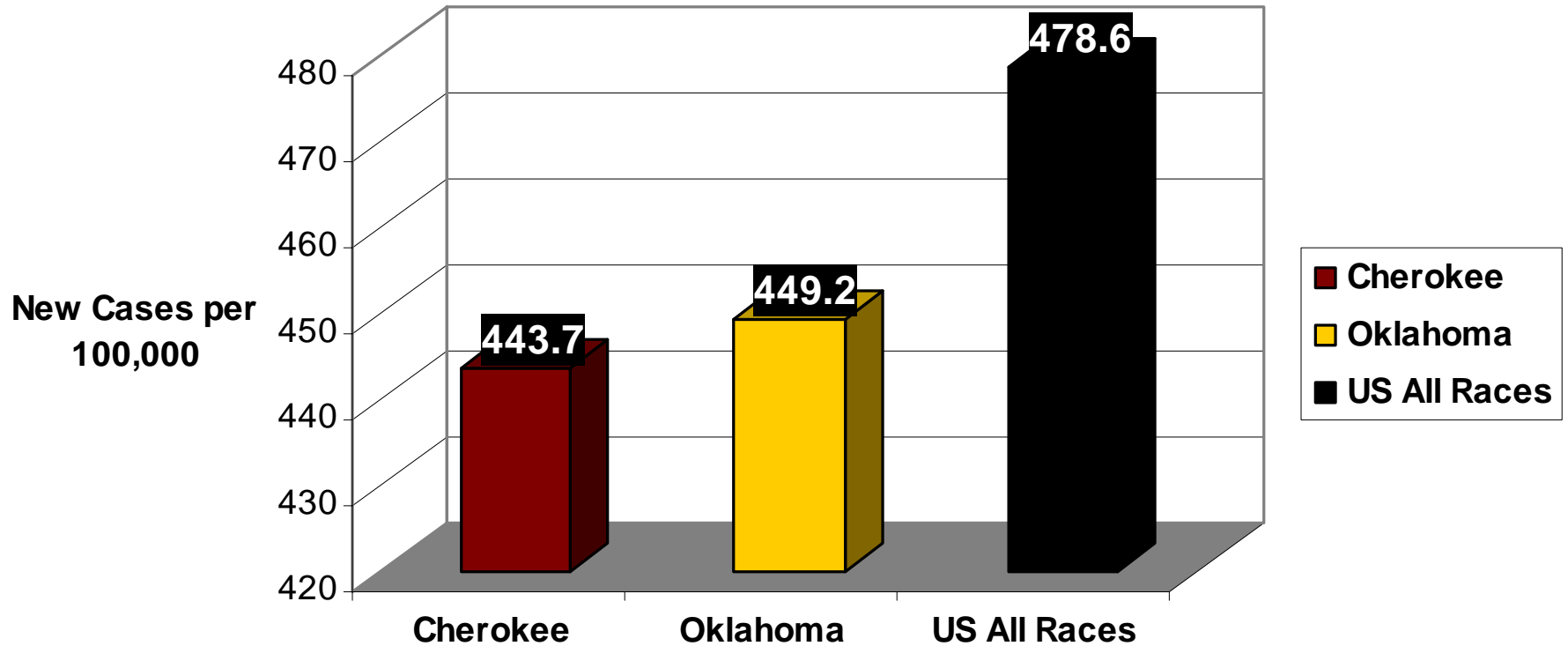
ᏍᏍᏍ ᏍᏍᏍ
CHEROKEE NATION®
Community, Jobs, Language

Limitations of the Data

- Denominator
 - ✓ 2000 Census TJSAs data-no annual update
 - ✓ Population averages vs. estimates
 - ✓ Based on best capture of population by TJSAs zip codes

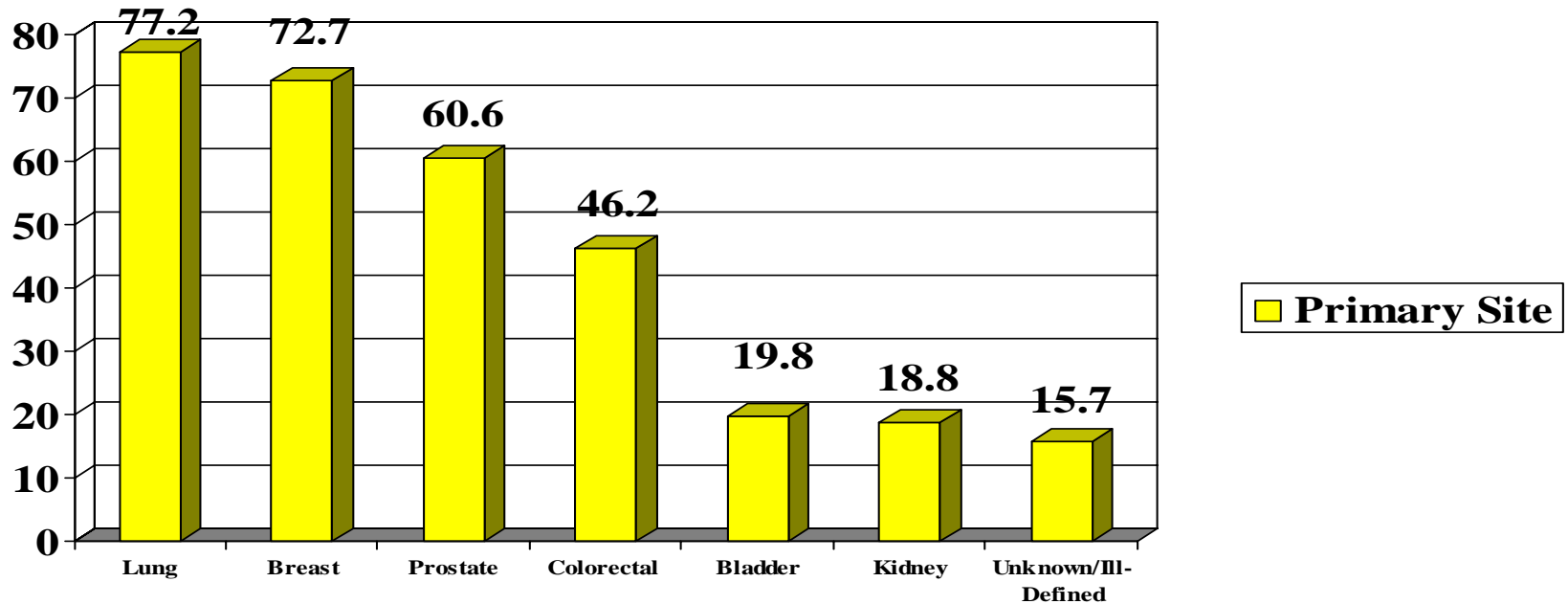


Age-Adjusted Cancer Incidence 1997-2001



G W Y . D D B F
CHEROKEE NATION ©
Community, Jobs, Language

1997-2001 Age-Adjusted Cancer Incidence in the Cherokee Nation



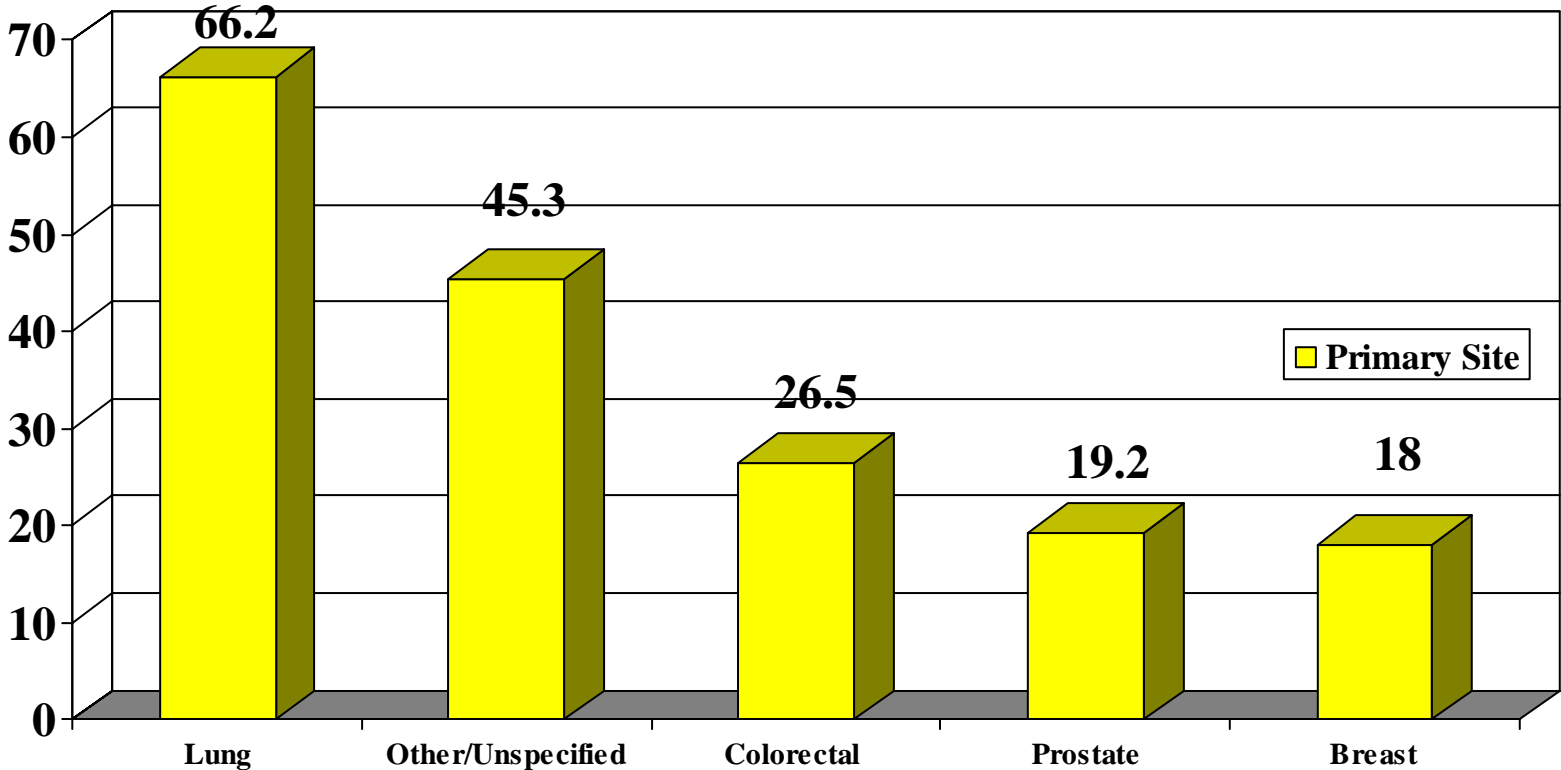
*Rate per 100,000

Source: Cherokee Nation Cancer Registry



G W Y . D B F
CHEROKEE NATION®
Community, Jobs, Language

1997-2001 Age-Adjusted Cancer Mortality in the Cherokee Nation



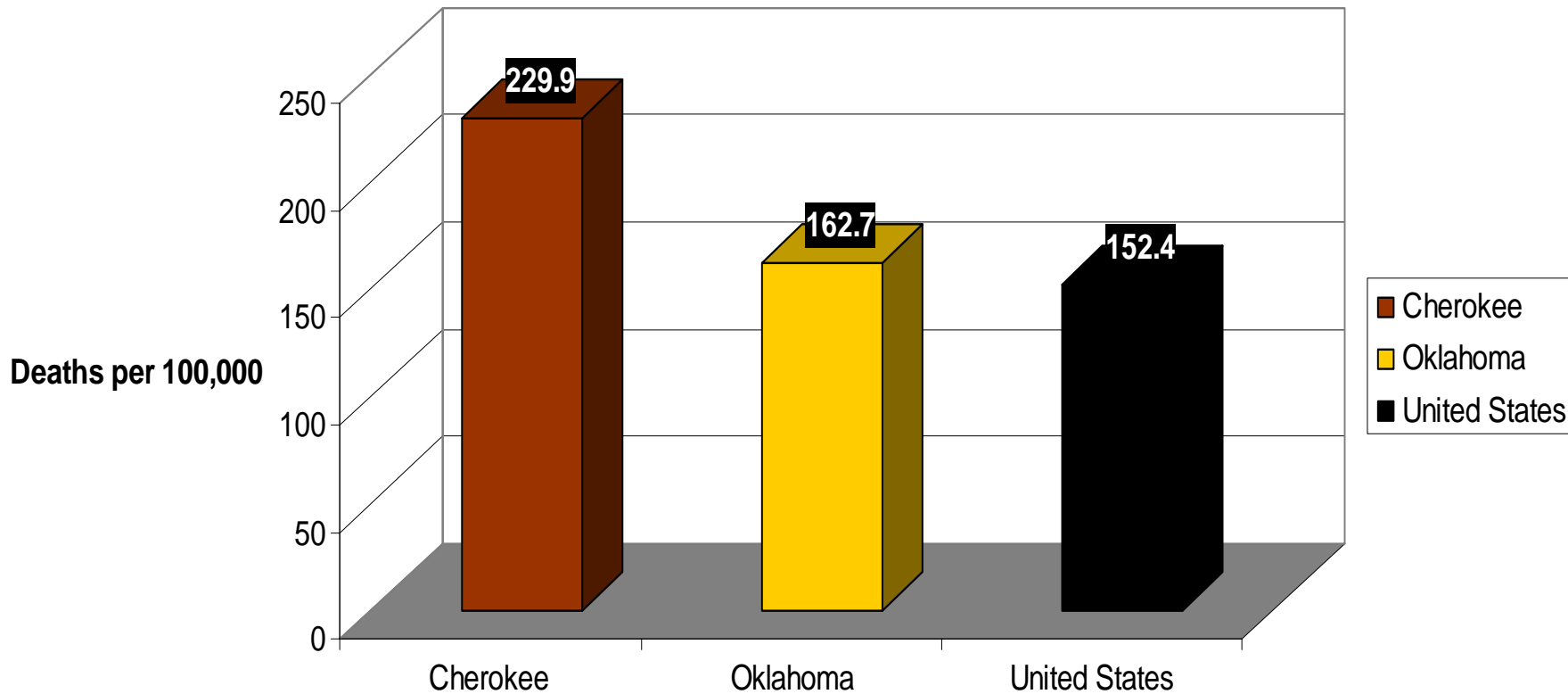
*Rate per 100,000

Source: Cherokee Nation Cancer Registry



GWY.Ꭰ DBF
CHEROKEE NATION®
Community, Jobs, Language

Age-Adjusted Cancer Mortality by Site 1997-2001



G W Y . D B F
CHEROKEE NATION®
Community, Jobs, Language

Challenges to Cancer Surveillance in the Cherokee Nation

- Access to Cancer Casefinding Sources
 - ✓ Limited to Cherokee Nation Health Services and Indian Health Service although many Cherokee citizens are diagnosed and treated outside of the Indian Health system.
 - ✓ First Source records missing
 - Archived due to space
 - Delay in casefinding
 - Care received at contract (non-tribal/IHS) facility



Challenges to Cancer Surveillance in the Cherokee Nation

- Cancer Reporting Enforcement reserved by State of Oklahoma (Oklahoma State Dept. of Health)
- Determination of Population Denominator
 - ✓ Cases are collected by zip code; Census is not
 - ✓ Lack of annual population estimates by Tribal Jurisdiction Service Area
 - ✓ Who is an Indian?
- Limitation of Resources
 - ✓ 1.5 FTE for cancer registry



Acknowledgments

- Cherokee Nation Cancer Registry
- Oklahoma Central Cancer Registry
- New Mexico Tumor Registry
- National Cancer Institute



ᏍᏍᏅᏍᏅ ᏍᏍᏅᏍᏅ
CHEROKEE NATION®
Community, Jobs, Language